

## CABINET MEMBER FOR ENVIRONMENT – 27 FEBRUARY 2014

### PROPOSED PARKING RESTRICTIONS LIMBOROUGH ROAD, WANTAGE

Report by Deputy Director for Environment & Economy (Commercial)

#### Introduction

1. This report considers objections to formal consultations on proposals to introduce new parking restrictions on Limborough Road and adjacent streets in Wantage.

#### Background

2. With the re-development of the Limborough Road area in Wantage concerns had been raised about the congestion and potential danger caused by parking along the road and the access to the petrol station. In addition, a new pedestrian refuge is planned to be built just west of the petrol station access road but this cannot proceed until suitable parking restrictions are in place.

#### Consultation

3. In June 2013 formal consultation took place on proposals (shown at Annex 1) to introduce double yellow line restrictions along parts of Limborough Road and adjacent sections of Grove Street and at the junction with Humber Close, these latter proposals to ensure that vehicles displaced from Limborough Road would not cause other problems. The proposal was that some unrestricted parking would remain on the north side of Limborough Road in front of Willow Grange.
4. Over 20 responses were received raising a number of objections to the proposals. Key points were:-
  - (a) the need to provide some short-term parking for those visiting Willow Grange (a block of flats for older people) where many residents have regular carers;
  - (b) concerns about displaced parking adding to safety issues in Humber Close near the junction with Grove Street;
  - (c) concerns that the removal of parking outside Duces Court would lead to increased traffic speed along Limborough Road;
  - (d) concerns that without extending the coverage of the restrictions to the full length of Limborough Road, displaced parking could cause difficulties for delivery vehicles to the supermarket and adjacent units;
  - (e) the need to provide somewhere for residents of Grove Street (especially Crook's Terrace) to park if the facility of Limborough Road was lost.

## CMDE8

5. In the light of these various issues it was felt that the most appropriate course of action was to abandon that scheme and to devise revised proposals which aim to meet as many of the points raised as possible
6. Consequently, in November 2013 a new formal consultation took place on revised proposals (shown at Annex 2); this proposal incorporated 4 out of the 5 key points, but did not address the issue of parking for residents of Grove Street and Crook's Terrace. A total of 7 responses were received regarding the revised proposals which are summarised at Annex 3.
7. Two residents of Grove Street (whose houses have private parking accessed off Humber Close) object to the extent of restrictions proposed in Humber Close which they feel will only worsen the difficulties they experience with badly parked cars preventing egress from their parking spaces. One resident of Duces Court is concerned that the presence of parked cars outside Duces Court would make it more difficult to exit the private parking area and be a hazard, whilst another resident of Duces Court welcomed the parking bay in this location but suggested that the time limit was not required – this resident also suggested relaxation of the proposed restrictions on Humber Close to provide parking for others in the area without off-street parking. A resident of Willow Grange is concerned that the addition of double yellow lines in the area will make it more difficult for drivers to park to provide lifts and for essential visitors to park. Two residents of Crook's Terrace responded (one including the letter sent in response to the first consultation which had been signed by 11 other residents of the Terrace) that the proposals for additional restrictions in Humber Close would cause significant difficulties for residents without off-street parking; one also questioned the need for a 2-hour limit on parking in Limborough Road.
8. In response to these concerns it is suggested that two changes are made to the advertised proposals. The first is to remove the time limit on the parking bay outside Duces Court, thus allowing some space for residents without off-street parking; it is not proposed to remove the restriction outside Willow Grange as there is a need for carers, nurses etc to park close by for regular visits to the residents. The second change would be to reduce the length of double yellow line proposed in Humber Close which would still prevent parking close to the Grove Street junction but would allow most of the current parking to continue. These revised restrictions are shown at Annex 4.

### **Financial and Staff Implications (including Revenue)**

9. The cost of the advertising and consultation have been met from S106 funds

### **RECOMMENDATIONS**

10. **The Cabinet Member for the Environment is RECOMMENDED to approve the proposed parking restrictions for the Limborough Road area in Wantage as advertised but amended as described in this report.**

CMDE8

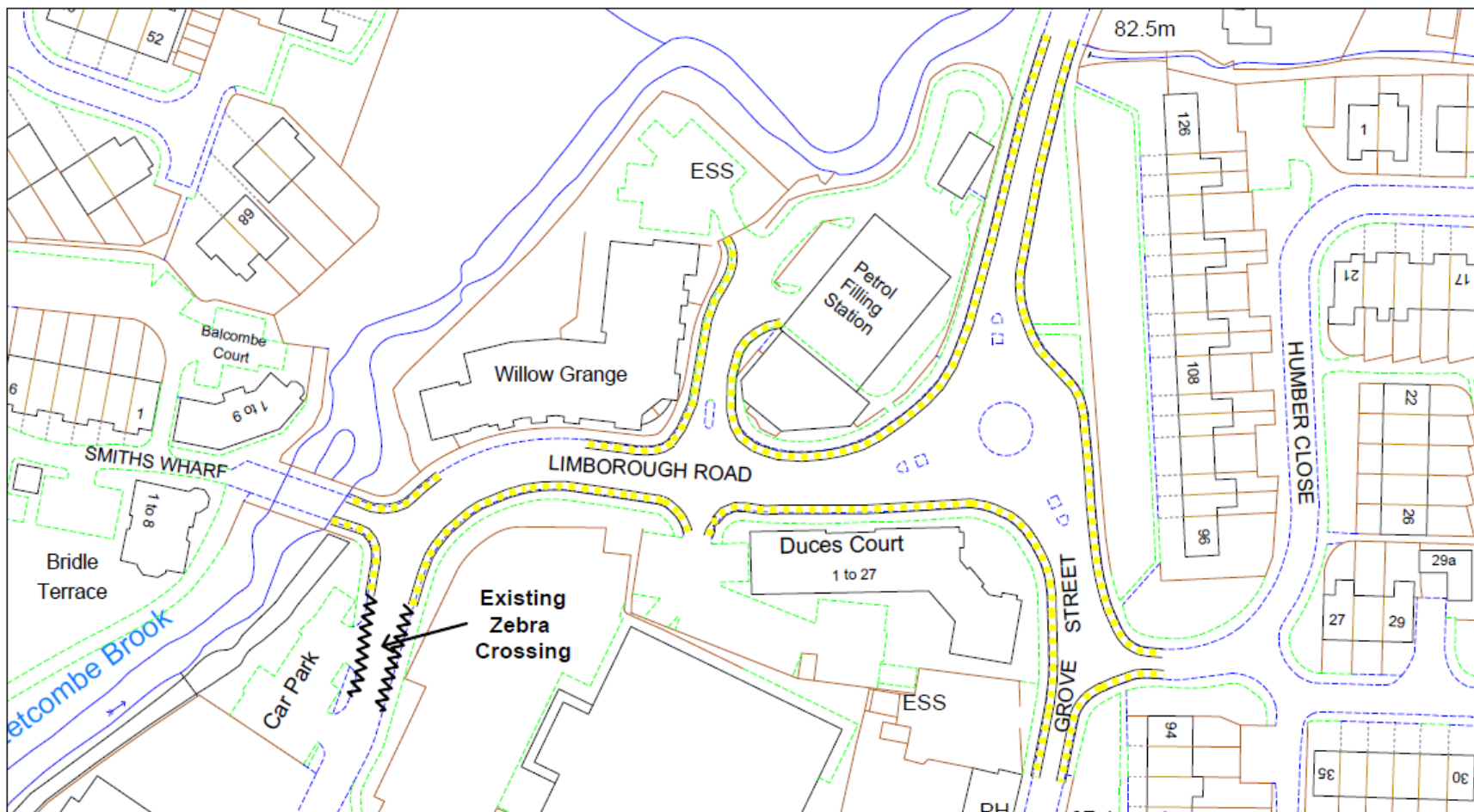
MARK KEMP


Deputy Director for Environment & Economy (Commercial)

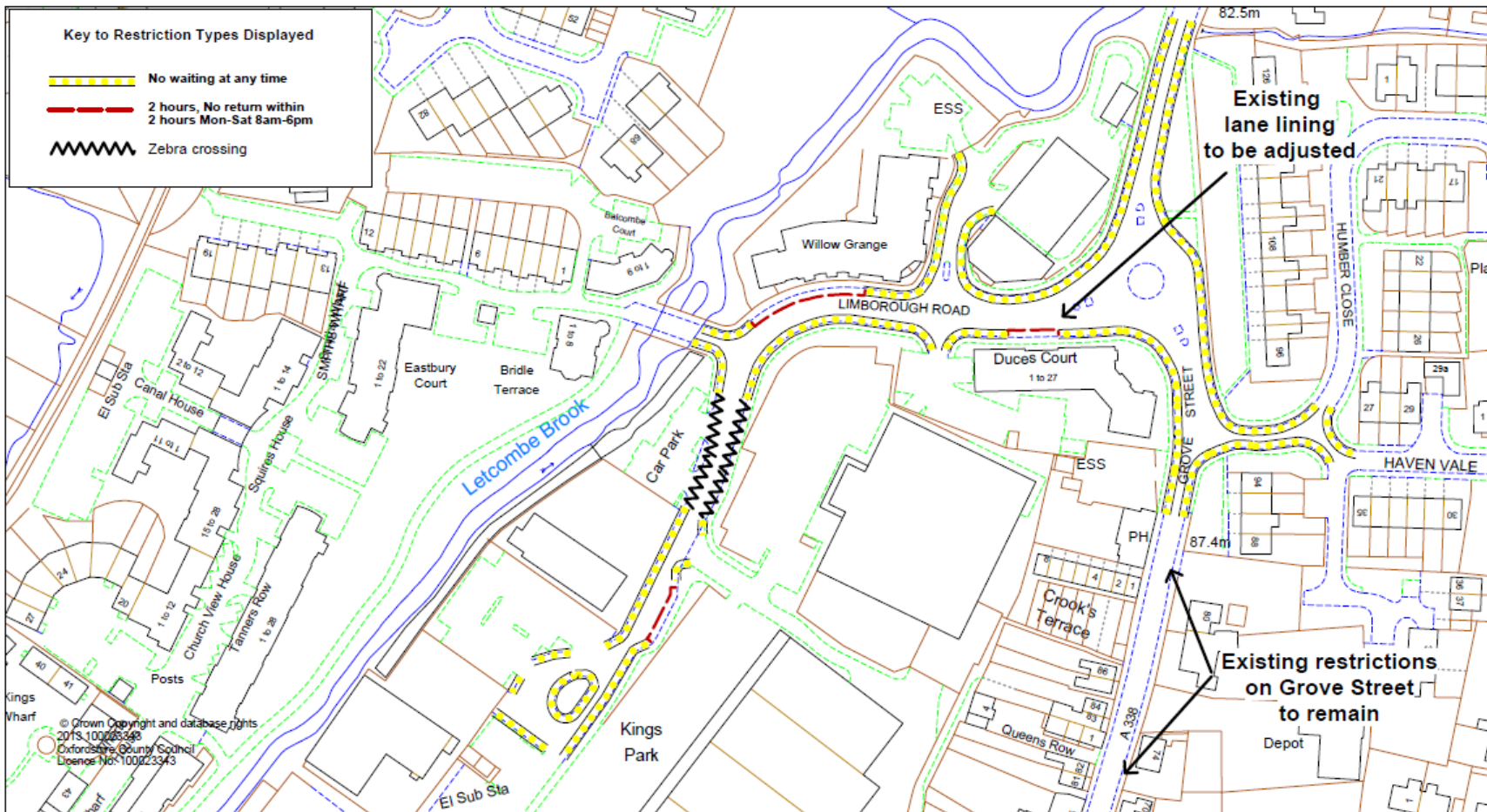
Background papers: Consultation documentation

Contact Officers: Jim Daughton 01865 323364

February 2014



 <p><b>OXFORDSHIRE COUNTY COUNCIL</b>          ENVIRONMENT &amp; ECONOMY  <a href="http://www.oxfordshire.gov.uk">www.oxfordshire.gov.uk</a></p>	<p>PROPOSED NO WAITING AT ANY TIME RESTRICTIONS          LIMBOROUGH ROAD AREA          WANTAGE</p>	SCALE	1:1000
		DATE	May 2013
		DRAWING No.	
		DRAWN BY	




**OXFORDSHIRE COUNTY COUNCIL**  
**ENVIRONMENT & ECONOMY**  
 www.oxfordshire.gov.uk

**REVISED PROPOSALS FOR PARKING CONTROLS  
 LIMBOROUGH ROAD AREA  
 WANTAGE**

SCALE	1 : 1500
DATE	09/2013
DRAWING No.	
DRAWN BY	

## RESPONSES TO CONSULTATION

RESPONDENT	COMMENT	OFFICER RESPONSE
Resident, Grove Street	<p>My property was purchased with off street parking at the rear of the property in Humber Close. As it is at present, the residents in the cottages have a constant battle with cars parking opposite the off road parking bays. At least three cars have been damaged over the last couple of years. We actually have off road parking at the rear of our back gates but when we come home to find cars parked badly, we cannot park on it as we need to leave access for emergency vehicles, deliveries etc.</p> <p>By putting in your planned yellow lines, the only area left will be outside our properties that cars can park for any length of time for free. At any one time collectively, you can have between 30 and 40 cars parked in the surrounding area on a daily basis.</p> <p>The Council has 67 car parking spaces on the two Limborough Road car parks which on a daily basis are pretty much not used. People would rather not pay and leave their car on the side of the road!! This must be a starting point for your problem. You have 67 unused spaces which must be making you next to nothing revenue wise!!</p>	<p>In the light of these comments it is proposed to reduce the length of double yellow lines intended for Humber Close and to remove the 2-hour time limit on the parking outside Duces Court, which together will retain much of the current parking and should therefore not result in a significant increase in parking pressures near the resident's house.</p> <p>This matter has been passed to Vale of White Horse District Council (who operate the car park) for their consideration.</p>
Resident, Grove Street	<p>Rather than reiterate all of the very valid points that my neighbour has made I would like to add my support to his comments. As a resident and property owner of Grove Street in Wantage we frequently experience difficulty in parking in our own spaces, which are private and belong with the property. Most of these cars do not belong to residents of Humber Close or Grove Street.</p> <p>When we bought our property, we were careful to ensure we had our own parking and find it very frustrating and difficult when the access to our parking is blocked or severally restricted. With the proposed restrictions, I fear as my neighbour does, that the problem of parked cars will merely be moved into the side streets and unrestricted areas, creating problems for</p>	<p>In the light of these comments it is proposed to reduce the length</p>

CMDE8

	<p>residents of those areas and animosity.</p> <p>I am strongly opposed to these changes as have seen no evidence of its need. The front of my property has a good view of the petrol station in Limborough road and the cars parked along the front of Duces Court and see no safety issues resulting from such arrangements as the current ones. Indeed, Limborough Road and the entrance to the Petrol Filling Station have a wider entrance and access than that of Humber Close. Any increase in traffic and parked cars within Humber Close is inevitable if the proposed restrictions are applied which, in turn, will lead to safety issues for residents of Humber Close and the Elms Cottages, Grove Street. Simply moving the parking issue somewhere else is not acceptable and an alternative should be sought and applied.</p> <p>If restrictions genuinely need to be applied (which I believe is untrue) then parking in Humber Close should be restricted to residents only by doing the following:</p> <ol style="list-style-type: none"> <li>1. Provide resident parking permits for parking on the street to Grove Street (Elms Cottages) and Humber Close residents, free of charge.</li> <li>2. Provide visitor permits for the above same residents, free of charge.</li> <li>3. Keep the current parking charges at the public car park in Limborough Road but provide free parking permits for residents of Crooks Terrace and those few properties on Grove Street (along the row near the Abingdon Arms) that do not have parking near their property.</li> </ol> <p>This would ensure that parking in Humber Close is kept to a sensible level that the residents can accept and live with whilst providing sufficient free parking for those people displaced by the new restrictions.</p>	<p>of double yellow lines intended for Humber Close and remove the 2-hour time limit on parking outside Duces Court, which, together, will retain much of the current parking and should therefore not result in a significant increase in parking pressures near the resident's house.</p> <p>The County Council has a longstanding policy that residents' parking will not be introduced unless Civil Parking Enforcement is in place. At present, all parking enforcement in Wantage is carried out by Thames Valley Police who are in agreement with this policy.</p>
<p>Resident, Duces Court</p>	<p>I am against the revised scheme, as I believe it would be better if all parking was restricted between the Grove Street/Limborough Road roundabout and the entrance to Duces Court, as in the original scheme. With cars parked along Limborough Road, it is much more difficult to exit Duces Court in a</p>	<p>The position of the proposed parking bay will still provide adequate visibility for drivers emerging from Duces Court car</p>

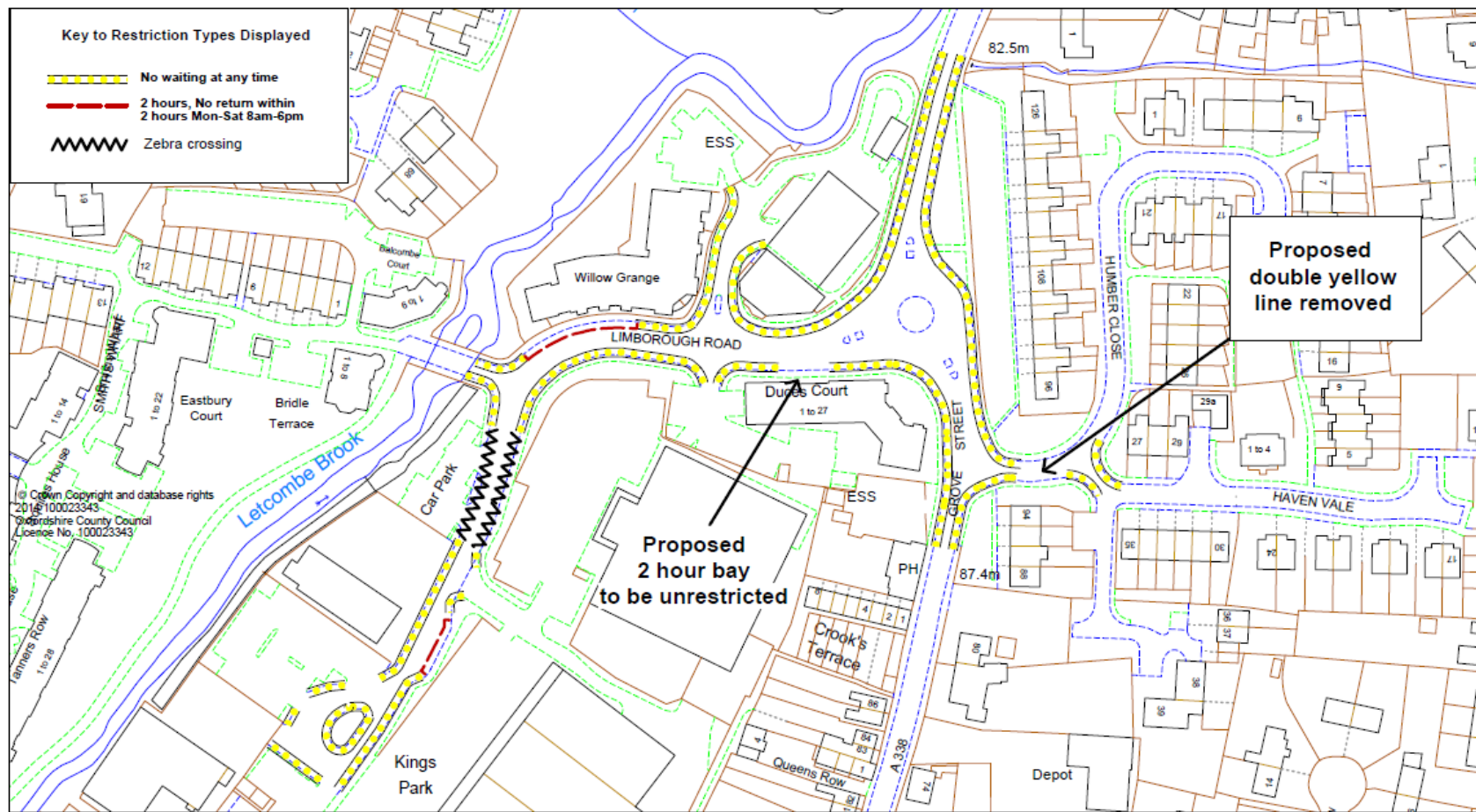
CMDE8

	<p>safe manner, as you are unable to see oncoming traffic.</p> <p>There is also a public car park available just a few yards along the road, so the sections of 2-hour parking along Limborough Road are completely unnecessary, as well as being a hazard.</p>	<p>park.</p> <p>This matter has been passed to Vale of White Horse District Council (who operate the car park) for their consideration</p>
<p>Resident, Duces Court</p>	<p>I am pleased to see that parking bays have been introduced outside Duces Court and I support this as per my response to your first consultation. I do, however, question the need to restrict those spaces outside Duces Court and Willow Grange to two-hour parking bays. Currently there is ample parking provision at the Kings Park retail outlets and the adjacent Sainsbury's store for those going to these shops. Therefore, cars that are parked outside Willow Grange and Duces Court are generally local residents and their visitors who may not have alternative arrangements. I do not feel, at present, this two hour restriction is required and believe strongly that these restrictions should not be in place on Saturdays when residents are likely to be at home and would need to park for longer.</p> <p>I also recognise that double yellow lines are required in circumstances where parked vehicles could cause a traffic incident such as on and around bends. The one section of road at Humber Close where cars often park on the south side does not appear to be an area of high risk. While there is concern of parking 'spilling-out' due to the new restrictions this is an area where cars already park and appear to cause little nuisance and would ask that marked parking bays are placed here instead of the double yellow lines proposed. I feel this would be more beneficial to local residents than eradicating cars completely as the significant reduction in areas where people currently park is going to create massive competition for space and the problem will be displaced elsewhere.</p>	<p>In the light of these comments it is proposed to reduce the length of double yellow lines intended for Humber Close and to remove the 2-hour time limit on parking outside Duces Court, which together will retain much of the current parking for those without private off-street facilities.</p>
<p>Resident, Willow Grange</p>	<p>In spite of paying our Council Taxes we at Willow Grange are to have our lives made even more difficult by yellow line restrictions. For me it means double parking at the meagre space allowed when I am taken out by</p>	<p>Parking in order to pick up or drop off a passenger, and for deliveries, is allowed on double</p>



CMDE8

	<p>relatives or taxi as I am unable to walk far.</p> <p>Why is it not possible for “Residents Only” space be allowed opposite the Petrol Station? At least then Doctors, several daily carers, grocery and prescription deliveries will be able to stop, or are we expected to fetch our own. The “Parking Space” is the furthest distance from the front door.</p>	<p>yellow lines.</p> <p>Blue Badge holders can park for up to 3 hours on double yellow lines providing they do not cause an obstruction.</p> <p>The proposed 2-hour parking bay is intended to provide short-stay parking for carers and visitors.</p>
<p>Resident, Crooks Terrace</p>	<p>I must object to the proposal as it is abundantly clear that no thought has been given to a section of local residents at any point. There is no justification for the blanket yellow-lining of the Humber Close entrance. At least 3 cars could park here perfectly safely. The proposals for 2 hour parking restrictions along Limborough Road are an insult to those of us on shift work, as well as those who work from home on occasion. If implemented, these proposals will lead to chronic parking problems further into Haven Vale and Humber Close.</p>	<p>In the light of these comments it is proposed to reduce the length of double yellow lines intended for Humber Close and remove the 2-hour time limit on parking outside Duces Court, which, together, will retain much of the current parking for those without private off-street facilities.</p> <p>The proposed 2-hour parking bay outside Willow Grange is intended to provide short-stay parking for carers and visitors to those and other residents.</p>
<p>Two residents of Crooks Terrace</p>	<p>We bought our property in the knowledge that whilst there was no direct parking outside the property there was plenty of available parking in Humber Close and on Limborough Road that we would be able to use. In relation to your proposals to place double yellow lines throughout Humber Close, we totally disagree that this is proportionate to the needs of the residents within the vicinity of this area. To make both sides of Humber Close restricted by yellow lines and in addition reduce the parking spaces on Limborough Road to 2 hour waiting is preposterous and totally unreasonable.</p>	<p>As above</p>



© Crown Copyright and database rights  
2015 100023343  
Oxfordshire County Council  
Licence No. 100023343



**OXFORDSHIRE  
COUNTY COUNCIL**  
**ENVIRONMENT & ECONOMY**  
www.oxfordshire.gov.uk

0/0

**PROPOSALS FOR PARKING CONTROLS  
(FURTHER REVISION)  
LIMBOROUGH ROAD AREA  
WANTAGE**

SCALE	1 : 1500
DATE	02/2014
DRAWING No.	
DRAWN BY	