

The Joint Strategic Needs Assessment is the evidence base which supports and informs the strategic priorities of the Health and Wellbeing Board. It includes data and reports related to health and wellbeing in Oxfordshire. Much of this evidence is publicly available and is shared through Oxfordshire Insight, the new website for the Oxfordshire Data Observatory.

<http://insight.oxfordshire.gov.uk/cms/joint-strategic-needs-assessment>

New content

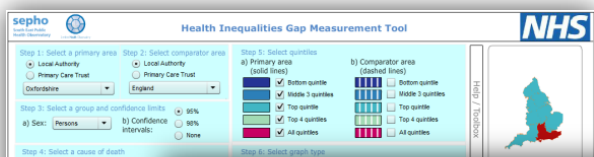
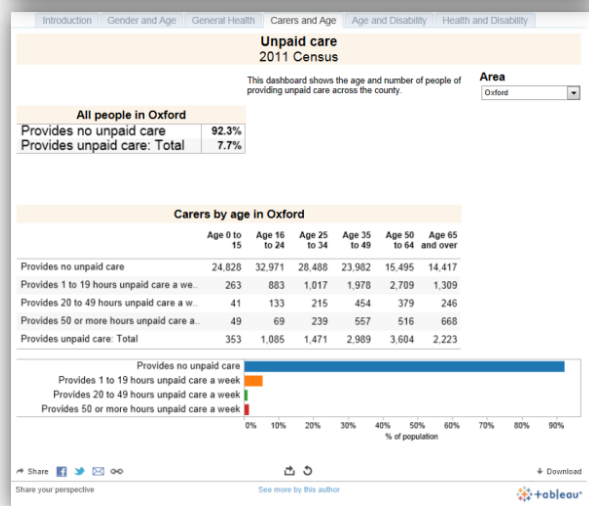
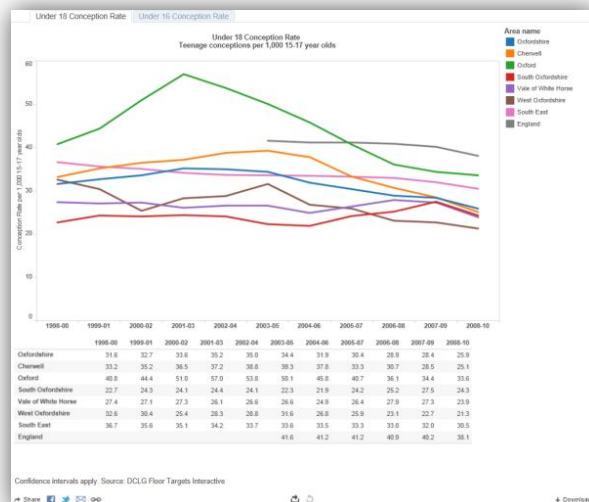
In recent months a number of new data dashboards (interactive charts and tables) have been added to the site, covering a wide range of topics, including:

- Adult Social Care Outcomes Framework, Healthy Lifestyles; Mental Health; Mortality; Social Care; Disability Living Allowance Claimants; Burden of Ill-Health; Teenage Pregnancy; Hospital Admissions; and Vaccinations.

Our dashboards present key data in an easy to read format for people who don't have the time to analyse the raw data themselves. For those wishing to dig deeper, all of the data in the dashboards can be downloaded.

<http://insight.oxfordshire.gov.uk/cms/health>

<http://insight.oxfordshire.gov.uk/cms/jsna-dashboards>



Learning Disabilities Profile for Oxfordshire

	Local value	Eng. Ave.	Eng. Lowest	England Range	Eng. Highest
Population					
1 Adults with learning disability known to GPs	3.69	4.54	2.08		7.66
2 Adults (18 to 64) with learning disability known to Local Authorities	3.58	4.27	2.36		8.63
3 Children with autistic spectrum known to schools	7.45	8.17	2.36		19.71
4 Children with moderate learning difficulties known to schools	23.30	19.65	6.50		51.36
5 Children with severe learning difficulties known to schools	3.39	3.65	1.09		7.53
6 Children with profound and multiple learning difficulties known to schools	1.10	1.23	0.00		4.02
7 Children with learning difficulties known to schools	27.79	24.53	9.57		58.31
Health					
8 Proportion of eligible adults with a learning disability having a GP health check	44.83	52.73	13.37		100.00
9 Median age at death	59.00	56.00	1.00		69.50
10 Emergency hospital admissions as % of total	67.68	49.96	75.27		12.59
11 Admission rate for non-psychiatric ambulatory care sensitive conditions in people with LD	16.50	23.27	89.59		5.57
12 Identifying people with learning disability in general hospital statistics	19.38	27.12	5.75		45.40
Accommodation & social care					
16 Living in settled accommodation	82.03	68.94	1.27		93.59
17 Living in non-settled accommodation	17.97	22.36	40.32		1.27
18 Accommodation status unknown to LA	0.00	9.10	97.45		0.00
19 Accommodation severely unsatisfactory	0.00	0.13	1.85		0.00
20 Adults (age 18-64) using day services	179.66	347.20	38.83		681.96

If you can't find a dashboard on the topic you're interested in, go to the external data tools page for links to other data profiles from around the web on a range of health conditions.

Enquiries

If you have a question related to health and wellbeing that can't be answered using the resources available on the website, contact the JSNA team to discuss your needs – jsna@oxfordshire.gov.uk

Annual report – 2013/14

The Research and Intelligence team are currently updating the annual JSNA report in partnership with analysts from Public Health, Joint Commissioning, and the Clinical Commissioning Group. The report will be presented at the Health and Wellbeing Board in March and will identify what the data tells us about the key challenges for the health of the Oxfordshire population. The conclusions will help to inform the priorities of the Health and Wellbeing Board for 2014/15.

Call for evidence

Is there something you would like to see in the JSNA which isn't currently there? Do you have data or reports which should be part of the evidence base? Is there anything we could be doing better?

We would welcome your feedback so please contact us at:

jsna@oxfordshire.gov.uk

Oxfordshire Insight

Home Community safety Themes Data and documents Joint Strategic Needs Assessment Places Contact

Home > Joint Strategic Needs Assessment >

JSNA Dashboards

Local Authority
Oxford District
South Oxfordshire District
Wale of White Horse District
West Oxfordshire District

Interpreting scatterplots
Scatterplots allow us to compare the rates of LSNA across different districts of the JSD. This is useful in highlighting the potential relationships between different domains.
Where education levels are high in this also the case for health and disability is the case for all the points or do certain LSNA follow a different pattern (i.e. are they clustered)? Are the relationships strong, tightly clustered diagonally, e.g. income and employment) or weak, dispersed across the whole area, e.g. income and living environment? Do different districts follow different patterns?
NB - although an apparent relationship may exist between two domains, the data alone does not give us enough information to identify the cause of either condition. For example, although LSNA with low employment rates also tend to rank lower on income, are people low on the data (although we may already suspect) whether employment leads to low income, low income leads to unemployment, or any other factor (e.g. health, or both). Apparent relationships should only ever be seen as a starting point for further analysis/interpretation.
To view districts in isolation, click on the name of the district in the

Interactive dashboards present data from the chapters of the JSNA summary report. Data are displayed in a flexible graphical interface (maps, charts, tables or pictures) allowing users to explore and interrogate the data by filtering, sorting and highlighting. Data can be downloaded directly from the dashboards in Excel readable format. As more dashboards become available they will be placed on this site.

Related News

December Newsletter. Features new data from the County Registrar's office.
18 December 2013
[More news >>](#)

Related Links

[External data tools](#)
[2012 JSNA report](#)
[Previous JSNA reports](#)
[JSNA interactive dashboards](#)
[JSNA data directory](#)
[Data enquiries and requests](#)
[JSNA publications directory](#)