



Cherwell Safer Communities Partnership 2008 - 2011

Working together to create a safe and healthy Cherwell

Contents



Foreword	3
Executive Summary	5
National Context	10
Regional Context	11
Information	13
Strategic Priorities	17
Delivery	21
Links to other plans and strategies	23

Foreword

Cherwell is enjoying the lowest recorded rates of crime for more than a decade, and these figures are still falling. We live in a safe district where the chances of being a victim of crime are very small.

A recent survey, carried out in August last year, told us that, in spite of the low rates of crime here in Cherwell, people's perception of crime is far greater than it needs to be. We recognise this gap between reality and perception and we are already taking steps to deal with it.

In the coming months, we will be telling you more about what we are doing and what is actually happening in your neighbourhood. We will do this regularly and the information will be easy to get hold of and understand. We hope that this will allow you to make informed decisions about how well we are doing and suggest ways in which we can change or improve the services we deliver

We have promised to achieve the Cherwell vision of:

A safe and healthy Cherwell

Improving community safety and reducing the drugs problem

Making Cherwell a safer place to live

This Community Safety Strategy for Cherwell 2008-2011 will provide the basis upon which the Safer Communities team and our partners will be able to deliver this vision.

We will be working closely with young people to reduce the numbers coming into contact with the police and courts. We also want to make them aware of the harmful effects of drug and alcohol misuse. We realise that a few may go on to commit many more crimes, and we are working with our partners to reduce the numbers of young people re-offending. Finally

we will continue to build on our previous successes in reducing crime.

We identified our priorities after consultation with residents. These were then agreed in the strategic assessment carried out in the autumn of 2007 and the Local Area Agreement of April 2008.

The strategic assessment is a collection of information about crime and the causes of crime in Cherwell. This will allow us and our partners to focus on the challenges we have to face over the next three years, not only in reducing crime still further, but also in tackling people's fear of crime.

An action plan will be set up for the coming year and attached to individual priorities and goals. The action plan will be refreshed half way through the year.

The action plan will allow us to monitor our performance and keep you up to date with our progress. This is a plan for the future. The government's vision is to reduce crime and, more importantly, make people feel safer in their homes and neighbourhoods. We will be delivering this vision at a local level for the people of Cherwell.



Cllr Barry Wood
Leader of the
Council



Mary Harpley
Chief Executive



Howard Stone
Chief Executive



Executive Summary

Crime has fallen significantly since 1995. The British Crime Survey shows that there has been almost 10% reduction in overall crime in Cherwell since 2004 (31% since 1997 nationally), and that the chances of being a victim are at lower than ever.

National statistics show that the chances of being a victim of burglary on average is only once in every 40 years. The likelihood of being a victim of burglary in Cherwell is even lower than this.

However the community satisfaction survey mirrors the national trend of communities whose fear of crime is disproportionate to the actual levels of crime in their area.

The Oxfordshire Citizens' Panel satisfaction survey carried out in autumn 2007 showed that people in Cherwell had the following concerns:

- 31% of residents felt fear of crime affected their quality of life.
- 29% were worried about? by persons using drugs.
- 30% of residents felt unsafe in their neighbourhood at night.
- 54% saw teenagers hanging around as a problem

Cherwell District Council commissioned its own customer service satisfaction survey in August 2007.

The results of this survey showed an increase in levels of dissatisfaction in these areas:

- 37% of residents said they were not satisfied with the ways were were dealing with anti-social behaviour .
- Youths on the streets were seen by 50% of residents as an issue.
- 36% expressed concerns about vandalism and graffiti.

These levels of dissatisfaction, compared to the levels of actual crime and the categories of sub crime identified in the surveys, show that the fear of crime may be linked to a fear of anti social behaviour.

The surveys tend to highlight community dissatisfaction with general anti social behaviour rather than recordable crime. However we know anti social behaviour can lead to more serious crimes being committed. With this in mind, we have focused on dealing with Anti Social Behaviour and Fear of Crime as a common theme in all our priorities.

The National strategy *Cutting Crime a new partnership 2008-2011* is the driver behind all safer communities initiatives. The themed priorities in this plan are:

- Stronger focus on serious violence
- Continued pressure on Anti Social Behaviour
- Renewed focus on young people
- New national approach to designing out crime
- Continuing to reduce re offending
- Greater sense of national partnership
- Building public confidence

The government is backing a new era of policing looking at the broader approach, focusing on the key areas of intervention to reduce both offending and victimisation. The key themes here are:

- Early intervention
- Enforcement
- Reducing re offending

The Oxfordshire Sustainable Community Strategy, which is intended to tackle the broader issues for the County, links in to this strategy. This is a long term vision for Oxfordshire which highlights the big issues facing our diverse communities in rural and urban areas. It sets out the things we can

do together through participation between organisations, communities and individuals to improve the quality of life for every one.

The broad themes are:

- A world class economy
- Environment and climate change
- Healthy and thriving communities

Sitting below these themes in the Safer Communities priorities are the current facts about crime:

- Crime levels are relatively low in Oxfordshire compared to similar areas.
- People’s fear of crime is disproportionately high.
- Drug and alcohol abuse are significant contributors to crime and disorder.
- Domestic Violence is a real issue.
- A small proportion of offenders commit a high percentage of crimes.

6

During 2007 central government drew up the document ‘Delivering Safer Communities: ‘A Guide to Effective Partnership.’

This document marked the end of the long running review of the Crime and Disorder Act. It sets out critical standards for Crime and Disorder Reduction Partnerships (CDRPs) to conform to. During the same period the comprehensive spending review with new Public Service Agreements and National Indicators was released. These documents became the drivers for the Local Area Agreement 2008-2011.

This Local Area Agreement (LAA) is the main driver for all of Oxfordshire’s Community Safety activities and forms the basis of the planning and prioritisation of this strategy.

Cherwell Safer Communities Partnership will be delivering the priorities and targets laid out in LAA2. We will be tackling these issues over the next three years. Our approach to cutting crime will focus on intervention, enforcement and re offending.

Local Area Agreement priorities are shown in the table below:

Priority	Indicator	Target
Domestic Violence	NI 32	Reduce repeat incidents of domestic violence
Young offenders	NI 111	Reduce first time entrants to the Youth Justice System aged 10-17
Alcohol related assault	NI 20	Reduce the assault with injury crime rate
Drug users and related offending	NI 40	Increase the number of drug users recorded as being in effective treatment
Perception of ASB	NI 21	Increase number of people who feel positive about how concerns over ASB and crime are dealt with by the police and council

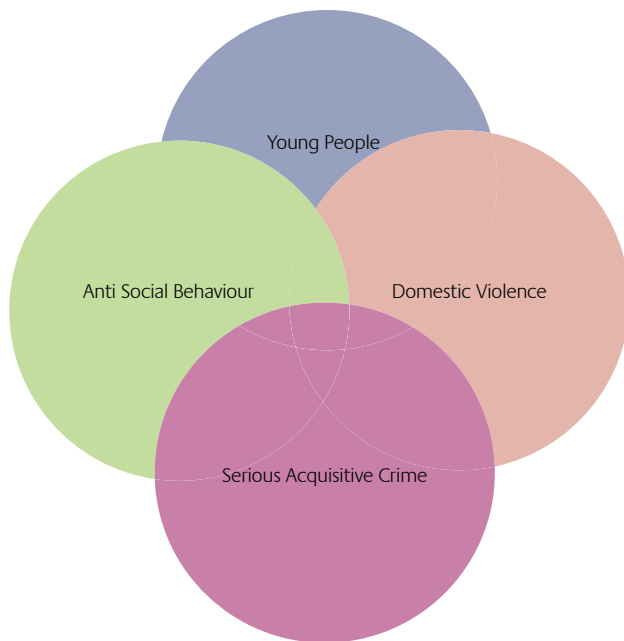
In addition to the Local Area Agreement priorities. We have our own priorities unique to the District, these are listed in the table below:

Priority	Why?	What we will do?	How will we know we have achieved this? (NIs and other targets)
Reduce Serious Acquisitive Crime to a level below the family group average	We need to continue 'making Cherwell a safer place to live.' We will continue to build on our successes in reducing crime.	Prolific and Priority Offenders play a major part in crime in Cherwell; there are a small percentage of offenders that commit a high percentage of crime. Strategies will continue to intervene with these offenders. Best practice will also be adapted from the PPO tactical business group.	Current LAA PPO stretch target- reduce number of convictions by March 2009. NI 16 Reduce Serious Acquisitive crime by 5% over the life of LAA2.
Reduce fear of crime	60% of Cherwell residents feel unsafe in their neighbourhood at night. Despite the low crime rate, we recognise that the public perception of crime is much higher than reality.	To begin to address this gap between actual crime and perception we intend to bring you more information on what we are doing and what is actually happening in your District. This will allow you to make your own mind up and, where necessary, challenge us to deliver more.	NI 21 Dealing with local concerns about anti-social behaviour and crime by the local council and police. Increase percentage of Cherwell residents who feel that the district is a safe place to live.
Improve services for young people	Cherwell has the highest proportion of young offenders in Oxfordshire. Communities identify 'youths in groups' as being a concern.	We intend to engage with young people to reduce the numbers coming into contact with the police and courts and make them aware of the harm of drug and alcohol misuse. We are conscious that there are a few offenders that commit many of the crimes and are working with our partners to reduce the rate of re offending.	Current LAA Stretch targets- reduce rate of re-offending and number of new entrants. Local target NI 110 - increase young peoples' participation in positive activities.

Priority	Why?	What we will do?	How will we know we have achieved this? (NIs and other targets)
Reduce Anti Social Behaviour	<p>42% of Cherwell residents are worried by anti-social behaviour</p>	<p>We will continue to work with the licensing authority, Anti- social behaviour team and also the Youth Offending Service to help further expand both positive interventions for young people, and the Nightsafe scheme.</p> <p>We will work with housing providers and environmental services to continue to reduce unacceptable levels of litter, graffiti, and fly posting.</p>	<p>NI 20 Assault with injury crime rate- reduce the number of ABH per 1,000 population.</p> <p>Local target 195 - improve street and environmental cleanliness.</p> <p>NI 196 Improved street and environmental cleanliness-fly tipping.</p>
Reduce substance misuse	<p>41% of Cherwell residents are worried about people using drugs.</p> <p>Drugs offending remains disproportionately high in Cherwell amongst young people.</p> <p>Drug and alcohol abuse significantly contribute to crime and disorder.</p>	<p>We intend to work with partners in education and health to raise awareness of the dangers of substance misuse, and support DAAT interventions and treatment programmes.</p>	<p>NI 40 Drug users in effective treatment.</p> <p>Local target- reduce percentage of Cherwell residents worried about people using drugs from 41%.</p>
Improve Road Safety	<p>23 people died in Cherwell in road traffic accidents in 2006/7.</p>	<p>We will continue to work with partners in Oxfordshire Fire and Rescue, the NAGs, and Oxfordshire County Council to support the 365 Alive campaign to reduce road casualties year on year.</p>	<p>Countywide target to save 365 lives, save £100 million pounds and make 840,000 safer across the county over the next 10 years.</p>

We intend to deliver all our priorities through thematic Action Groups. These groups are:

- Young Peoples Action Group
- Serious Acquisitive Crime Action Group
- Anti Social; Behaviour Action Group
- Domestic Violence Action Group



The groups are made up of members of the Cherwell Safer Communities Partnership and interested parties from all relevant sectors. As in past years, they will be responsible for formulating their own actions and initiatives in order to deliver the priorities set out in this strategy.

There will be extra support and guidance for the Cherwell Safer Communities Partnership Action groups from the relevant County level Tactical Business Groups Strategies. These groups are comprised of experts within the field, members of the District Council and Community Safety Managers.

The groups are:

- Children and Young People's Tactical Business Group
- Oxfordshire Domestic Violence Tactical Business Group
- Alcohol Tactical Business Group
- Priority and Prolific Offenders Tactical Business Group

The Cherwell themed action groups will meet quarterly to deliver the priorities in each group's action plans. Each group will agree terms of reference to be used as a code of good practice, and will report their progress on each action at the Cherwell Safer Communities Partnership. As each action is completed it will be refreshed or replaced. It is the responsibility of each group to work together to deliver the priorities set out in this plan.

The annual action plans will be developed within the Cherwell Safer Communities Partnership and the Action Groups. A key part of the action plan is an emphasis on partnership working. We will continue to work with our partners in delivering the vision of central government and our fulfilling own pledges to the community. The action plans accompanying this document will continually evolve with shifts in emphasis or changing priorities throughout the life of this plan.

National Context

The national strategy 'Cutting Crime a new partnership 2008-2011' is the driver behind all safer communities initiatives. The themed priorities in this plan are:

- Stronger focus on serious violence
- Continued pressure on Anti Social Behaviour
- Renewed focus on young people
- New national approach to designing out crime
- Continuing to reduce re offending
- Greater sense of national partnership
- Building public confidence

The government is backing a new era of policing. This looks at the broader approach and focuses on the key areas of intervention to reduce both offending and victimisation. The key themes here are:

10

- Early intervention
- Enforcement
- Reducing re offending

Alongside the new crime strategy, the Home Office released the results of the crime and disorder review. This document is called Delivering Safer Communities A guide to effective Partnership. It sets out the new statutory requirements in the 'Hall Marks of effective partnerships' and the four key elements of partnership which are:

- Identify a lead and guide role for the partnership
- Assess identifying priorities and produce a strategic assessment
- Preparations for producing a partnership plan
- Deliver the plan and evaluate its success

Also released in late autumn were the new Public Service Agreements and National Indicators. Other strategies relevant to this plan include the government's alcohol strategy and a new National Community Safety Plan.



Regional Context

The Government Office for the South East (GOSE) has produced a “story of place” for Oxfordshire, highlighting what they see to be the key priorities and areas for focus. Those identified within Community Safety were; Prolific and Priority Offenders (PPO’s) drugs, domestic violence and alcohol abuse. Also highlighted is the need to explore further issues concerning young people, and the links with anti- social behaviour.

Oxfordshire Sustainable Community Strategy is a long term vision for the County which highlights the big issues facing our diverse communities in rural and urban areas. It sets out the things we can do together through participation between organisations, communities and individuals in communities to improve the quality of life for every one.

11

The broad themes are

- A world class economy
- Environment and climate change
- Healthy and thriving communities

Sitting below these themes in the Safer Communities priorities are the current facts about crime:

- Crime levels are relatively low in Oxfordshire compared to similar areas.
- Fear of crime is greater than actual crime levels
- Drug and alcohol abuse are significant contributors to crime and disorder.
- Domestic violence is a real issue.
- A small proportion of offenders are committing high percentage of crimes.
- The number of young people entering the youth justice system, and the numbers of those re-offending, are reducing in Oxfordshire.

These position statements gave rise to the County pledge of:

Reduce crime and anti-social behaviour by tackling personal, social and situational problems which contribute to them. Also, to tackle the fear of crime levels through improved public information and communication.

Therefore Priority Actions for the Sustainable Community Strategy are:

- Tackle the harm, disorder and fear associated with alcohol.
- Children and Young People - a multi-agency approach focussing on support and intervention with aim of reducing their involvement in anti social behaviour and crime.
- Prolific Offenders to be prioritised for intervention programmes, education, training and employment. These will also be fast tracked through the criminal justice system.
- Reduce the frequency and consequences of domestic violence and increase safety and options those affected.
- Deliver high quality drug and alcohol interventions that improve individuals’ health, support families and help reduce drug related crime.
- Policing priorities as set out in the Oxfordshire Basic Command Unit (BCU) control strategy, to include crime priorities and anti social behaviour
- Fear of crime - tackle the gap between reality and perception.

Community safety priorities that have been identified for inclusion in the countywide Local Area Agreement are:

- Domestic violence
- Young offenders
- Alcohol related assault
- Drug users and related offences
- Perceptions of what is being done to tackle Anti Social Behaviour

The table below shows the indicators and targets concerning these priorities in more detail:

Priority	Indicator	Target
Domestic Violence	NI 32	Reduce repeat incidents of domestic violence
Young offenders	NI 111	Reduce first time entrants to the Youth Justice System aged 10-17
Alcohol related assault	NI 20	Reduce the assault with injury crime rate
Drug users and related offending	NI 40	Increase the number of drug users recorded as being in effective treatment
Perception of ASB	NI 21	Increase number of people who feel positive about how concerns over ASB and crime are dealt with by the police and council

This theme has 7 aims which are to:

- Reduce British Crime Survey Comparator crime
- Reduce substance misuse
- Reduce Anti Social Behaviour
- Reduce violent crime
- Improve road safety
- Reduce fear of crime
- Improve services for young people

The Sustainable Community Strategy is very similar to our own existing Community Plan. The Cherwell Community Safety Strategy 2008-2011 is designed to consolidate our existing achievements and tackle the new emerging issues of young people as identified by GOSE. It will also tackle the fear of, and perceptions of, crime in the district.

The Cherwell Community Plan gives a long term vision for the Cherwell area. It complements the Oxfordshire Sustainable Community Strategy. It has 10 themes the first of which is:

Improving Community safety and reducing the drugs problem
“Making Cherwell a safer place to live”

Information

During late 2007 Cherwell District Council carried out a survey of crime and sub crime across the County in collaboration with:

- Thames Valley Police
- Other District Councils in Oxfordshire
- Oxfordshire County Council
- Oxfordshire Primary Care Trust
- Oxfordshire Fire and Rescue service
- Oxfordshire Drugs and Alcohol Action Team (DAAT)
- Probation Service

This was the first time that such a large, detailed survey had been attempted. Before this, plans had been driven by information collected from the community in a basic public survey.

13

The reason for this new approach was the drive by central and regional government for compliance with the Crime and Disorder Act review referred to in 'Delivering Safer Communities - A guide to Effective Partnership.'

This guide talks about the 'Hall Marks of Effective Partnership' which are:

- Empowered and effective leadership
- Visible and constructive accountability
- Intelligence led business processes
- Effective and responsive delivery structures
- Engaged communities
- Appropriate skills and knowledge

By law, every Crime and Reduction Partnership has to complete a strategic assessment annually. This law is called 'Intelligence led Business Processes' This assessment is to be refreshed every six months.

Oxfordshire, through the Oxfordshire Safer Communities Partnership, decided to produce a joint County wide strategic assessment led by Thames Valley Police.

Information was collected in Cherwell from the following, and other, sources:

- Cherwell Uniform (electronic) data collection
- Thames Valley Police British Crime Survey (BCS) crimes
- Urban development
- Amenity services
- Anti social behaviour
- Licensing
- Customer satisfaction survey
- Citizens panel survey
- Neighbourhood management surveys

This list demonstrates how we gathered our information for the assessment from many different sources. A number of key items linking to the priorities are shown below.

Following consultation by neighbourhood teams within Cherwell, individual communities highlighted the following concerns.

- Drunkenness and rowdiness
- Litter and graffiti
- Noisy groups of youths

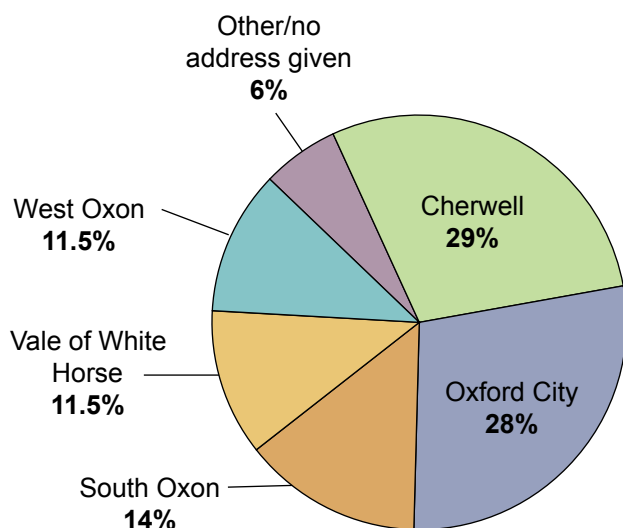
The citizen's panel recorded that:

- 31% of residents feel that crime affects their quality of life.
- 61% of residents have seen or personally experienced teenagers hanging around on the street. 54% think this is a problem in their local area.
- 35% of residents have seen or personally experienced people being drunk or rowdy in public spaces. 31% see this as a problem.
- 63% of residents think vandalism, graffiti and damage is a problem.
- 63% of residents (should this be don't?) feel safe walking alone after dark in their neighbourhood.

- There was a significant reduction in anti social behaviour, which may be hard to sustain. However, the extra neighbourhood policing schemes being launched in new areas, may lead to a reduction in these areas.
- We have seen a slight increase in cases involving noise, dogs and domestic issues.
- Cherwell has a high amount of young offenders within the criminal justice systems, five of the Neighbourhood Action Groups priorities comment on youths causing problems or hanging around in groups. Given that a lot of anti social behaviour is committed by young people this may lead to an increase in anti social behaviour in the future.
- Drug offences are still disproportionately high among young people in Cherwell.
- Poor GCSE results, plus an increase in economic migrants competing for unskilled manual jobs, may cause social exclusion and community tensions in the future.

The Council and our partners face a significant threat from the disproportionate numbers of young people entering the justice system in comparison to other districts.

This chart illustrates the problem:

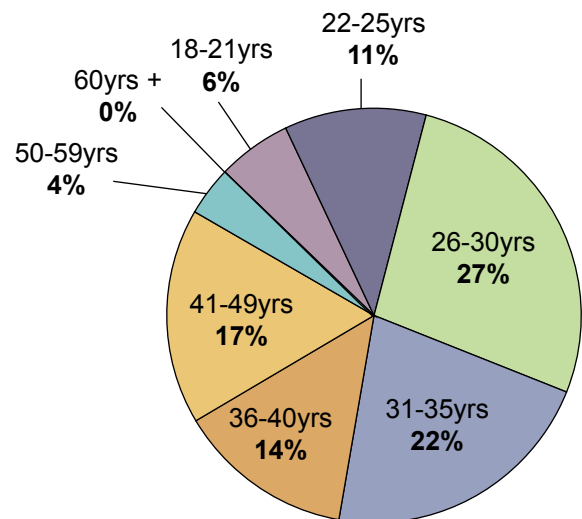


- Nearly a third of young people entering the criminal justice system (CJS) are from Cherwell
- Cherwell has some urban deprivation

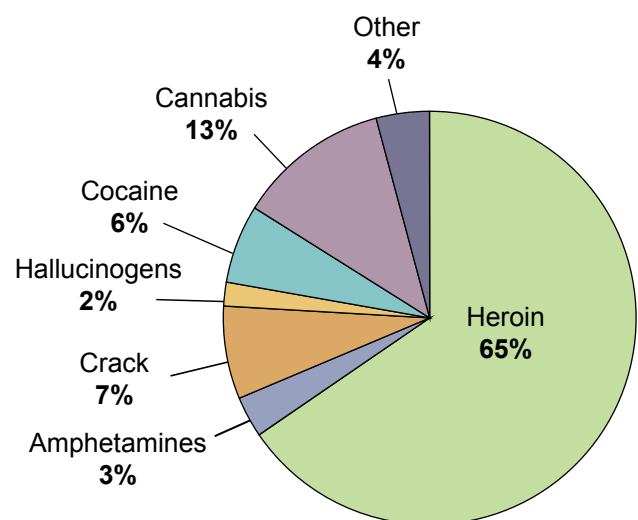
Drugs Usage

Drug offences remains disproportionately high in Cherwell among young people. These factors, plus the rising trend in young people entering the criminal justice system for crime and drugs offences, suggest that the situation might get worse without remedial action.

Cherwell age breakdown



Cherwell primary problem drug



Cherwell has a clear gap in educational attainment; the district falls below the County average in the number of pupils gaining five or more GCSE's between A and C grades.

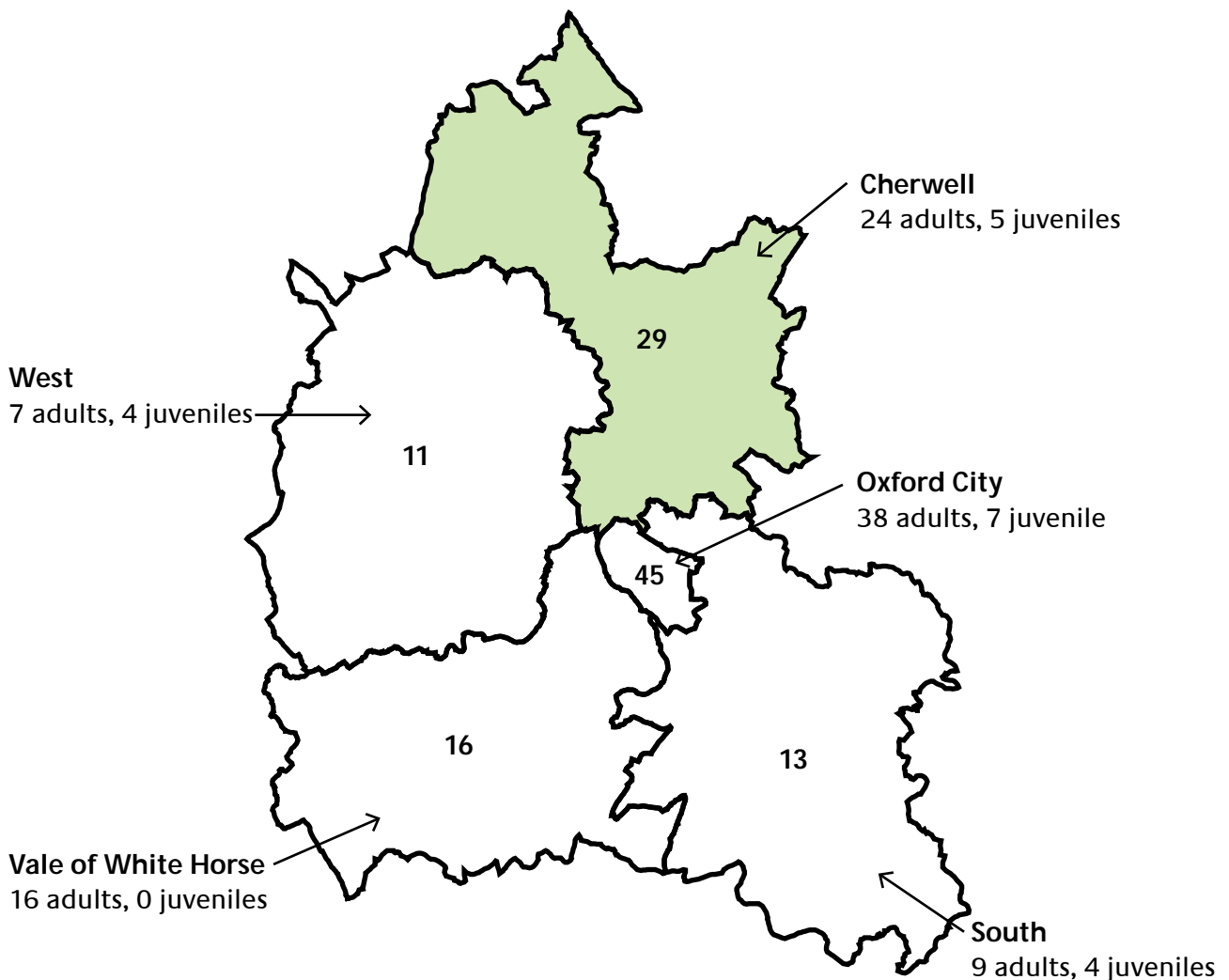
This may affect the chances of school leavers getting a job. Potential employers, thinking of moving to Cherwell, may decide not to if they think that the skills/ knowledge base in the district is poor. This could then have an impact on local economic growth, There are also emerging issues caused by economic migrants from Eastern Europe and their competition for entry-level and unskilled manual jobs. This problem could lead to social exclusion and create community tensions.

PPO's

Prolific and priority offenders (PPOs) play a major part in crime in our District, the government's strategy has already acknowledged that a few individuals can create a huge amount of damage. Cherwell has 29 PPOs, significantly more than other district except Oxford City.

Of 114 PPOs across the County, 29 are in Cherwell. This represents 25% of the total, indicating that the existing problem, when compared to the figures below, remains steady and shows no signs of improvement.

15



99 PPOs across the County were selected for monitoring purposes for the Local Area Agreement (LAA) stretch and non-stretch targets. 24 of these were from Cherwell. All these individuals were offenders who obtained their PPO status during 2004/05, our base line year. The group is a mixture of adult and juvenile offenders. More data has been collected since April 2006.

PPOs are costly and time consuming to manage, but can account for a significant amount of LPA crime. Intervention strategies are in place to find employment and housing for PPOs. This is part of our Homelessness Strategy and meets national standards.

Domestic violence continues to be a significant problem in Cherwell. Cherwell has a high level of reported domestic violence currently running at 59% increase over figures reported in 2004. Common assaults have increased by 87% since 2004. The LAA sets a target for encouraging people to report incidents of domestic violence. This will paint a true picture of the size of the problem in Cherwell. It should be noted that increases in the number of assaults of domestic violence reported, will lead to a corresponding increase in the figures for common assault.

Domestic violence is at an unacceptably high level and further steps should be taken to tackle this. To this end the Council has asked that relevant sections of the Homelessness Strategy be included in the Domestic Violence Action plan to help reduce assaults in the home.



Strategic priorities

Following the completion of the strategic assessment, and taking into account the national, regional and local plans, we were able to start putting together the Cherwell priorities and action plans. The priorities we have chosen meet the needs and aspirations of all our partners and members of the community.

After extensive public consultation and the formation of the strategic assessment it became clear to everyone that Cherwell is a very safe place to live.

However, Cherwell does have specific issues relating to young people entering the criminal justice system. People also have a disproportionate fear of crime and anti social behaviour. We decided to keep crime at the forefront of this strategy. This is in support of government plans to maintain existing low levels of crime, improve on them where possible and drive down levels of serious crime.

Cherwell's levels of domestic violence and common assault, although lower than reported in recent years, are still unacceptably high. Therefore, taking all these factors into account, the partnership agreed that the broad key priorities included in this plan are:

- Young people
- Domestic violence
- Serious acquisitive crime
- Anti social behaviour

These priorities are included in the Local Area Agreement:

- Young people
- Anti-social behaviour
- Domestic violence
- Alcohol related assault
- Drug users in treatment and related offending



The priorities listed in this section all relate to these four key priority themes and have been identified through consultation and the strategic assessment. In delivering these priorities we will ask action groups, made up of professionals within the partnership organisations, to draw up action plans and deliver the targets set within this plan.

One key element missing is the need to balance the perceived fear of crime and fear of anti social behaviour against the actual levels of crime in the district. Therefore the reduction of fear of crime is the key priority for each action group. We believe that tackling these four priorities, and engaging with the community at each key stage in this plan, will help us achieve our goal of reassuring residents that Cherwell really is a safe place to live.

The themed priorities for Cherwell Safer Communities Partnership linking to the Sustainable Community Strategy, Local Area Agreement and pledges within are shown in the following tables.

Cherwell Priority	LAA Priority	Indicator	Target
Domestic violence	Domestic	NI32	Reduce repeat incidences of domestic violence
Young people	Young offenders	NI19	Reduce the rate of proven re-offending by young offenders
Anti-social behaviour	Alcohol related assault	NI20	Reduce the assault with injury crime rate
Anti-social behaviour	Drug users and related offending	NI38 & NI40	Reduce the drug related offending rate/ increase numbers of drug users in treatment
Anti-social behaviour	Perception of ASB	NI21	Increase number of people who feel positive about how concerns over ASB and crime are dealt with by the police and council

There are also specific priorities for the Cherwell district and we expect to deliver these in tandem with regional priorities using the same priority themes already mentioned. These local priorities are shown in the table below:

Priority	Why?	What we will do?	How will we know we have achieved this? (NIs and other targets)
Reduce Serious Acquisitive Crime to a level below the family group average	We need to continue 'making Cherwell a safer place to live.' We will continue to build on our successes in reducing crime.	Prolific and Priority Offenders play a major part in crime in Cherwell; there are a small percentage of offenders that commit a high percentage of crime. Strategies will continue to intervene with these offenders. Best practice will also be adapted from the PPO tactical business group.	Current LAA PPO stretch target- reduce number of convictions by March 2009. NI 16 Reduce Serious Acquisitive crime by 5% over the life of LAA2.
Reduce fear of crime	60% of Cherwell residents feel unsafe in their neighbourhood at night. Despite the low crime rate, we recognise that the public perception of crime is much higher than reality.	To begin to address this gap between actual crime and perception we intend to bring you more information on what we are doing and what is actually happening in your District. This will allow you to make your own mind up and, where necessary, challenge us to deliver more.	NI 21 Dealing with local concerns about anti-social behaviour and crime by the local council and police. Increase percentage of Cherwell residents who feel that the district is a safe place to live.
Improve services for young people	Cherwell has the highest proportion of young offenders in Oxfordshire. Communities identify 'youths in groups' as being a concern.	We intend to engage with young people to reduce the numbers coming into contact with the police and courts and make them aware of the harm of drug and alcohol misuse. We are conscious that there are a few offenders that commit many of the crimes and are working with our partners to reduce the rate of re offending.	Current LAA Stretch targets- reduce rate of re-offending and number of new entrants. Local target NI 110 - increase young peoples' participation in positive activities.

Priority	Why?	What we will do?	How will we know we have achieved this? (NIs and other targets)
Reduce Anti Social Behaviour	<p>42% of Cherwell residents are worried by anti-social behaviour</p>	<p>We will continue to work with the licensing authority, Anti- social behaviour team and also the Youth Offending Service to help further expand both positive interventions for young people, and the Nightsafe scheme.</p> <p>We will work with housing providers and environmental services to continue to reduce unacceptable levels of litter, graffiti, and fly posting.</p>	<p>NI 20 Assault with injury crime rate- reduce the number of ABH per 1,000 population.</p> <p>Local target 195 - improve street and environmental cleanliness.</p> <p>NI 196 Improved street and environmental cleanliness-fly tipping.</p>
Reduce substance misuse	<p>41% of Cherwell residents are worried about people using drugs.</p> <p>Drugs offending remains disproportionately high in Cherwell amongst young people.</p> <p>Drug and alcohol abuse significantly contribute to crime and disorder.</p>	<p>We intend to work with partners in education and health to raise awareness of the dangers of substance misuse, and support DAAT interventions and treatment programmes.</p>	<p>NI 40 Drug users in effective treatment.</p> <p>Local target- reduce percentage of Cherwell residents worried about people using drugs from 41%.</p>
Improve Road Safety	<p>23 people died in Cherwell in road traffic accidents in 2006/7.</p>	<p>We will continue to work with partners in Oxfordshire Fire and Rescue, the NAGs, and Oxfordshire County Council to support the 365 Alive campaign to reduce road casualties year on year.</p>	<p>Countywide target to save 365 lives, save £100 million pounds and make 840,000 safer across the county over the next 10 years.</p>

During 2007 central government drew up the document 'Delivering Safer Communities: A Guide to Effective Partnership'.

This document was the culmination to the long running review of the Crime and Disorder Act. It sets out critical standards for Crime and Disorder Reduction Partnerships to deliver the priorities in their plans. During the same period the comprehensive spending review with new Public Service Agreements and National Indicators were released. These documents became the drivers for the Local Area Agreement 2 2008-2011.

This Local Area Agreement 2 is the main driver for Oxfordshire's Community Safety activities and forms the basis of the planning and prioritisation of this strategy.

21

Cherwell Safer Communities Partnership is tasked with delivering the priorities and targets set out in LAA2 and this strategy.

Cherwell Safer Communities Partnership comprises representatives from the six responsible authorities:

- Cherwell District Council
- Thames Valley Police Authority
- Oxfordshire Primary Care Trust
- Oxfordshire County Council
- Thames Valley Police
- Oxfordshire Fire and Rescue Service

Representatives from each body meet quarterly to discuss the progress in each of the priorities set out in the strategy. Each priority has an action plan which has actions and targets set at National, Regional and Local level.

Cherwell Safer Communities Partnership in turn reports to the Cherwell Community Planning partnership and to the Oxfordshire Safer Communities Partnership.

This strategy also draws upon the priorities set out in the National Crime Strategy and Oxfordshire's Sustainable Community Strategy.

Targets and priorities are drawn from the, Public Service Agreements, National Indicators and Local Area Agreements.

We intend to deliver our priorities through thematic Action Groups. These groups are:

- Youth Action Group
- Serious Acquisitive Crime Action Group
- Anti Social; Behaviour Action Group
- Domestic Violence Action Group

The groups are made up of members of the Cherwell Safer Communities Partnership and interested parties from all relevant sectors. As in past years, they will be responsible for formulating their own actions and initiatives to deliver the priorities set out in this strategy.

There will be extra levels of support and guidance for the Cherwell Safer Communities Partnership Action groups in the relevant County level Tactical Business Groups Strategies.

These Tactical Business groups are made up of experts within the field and members from the District Council and Community Safety Managers.

The groups are:

- Children and Young People's Tactical Business Group
- Oxfordshire Domestic Violence Tactical Business Group
- Alcohol Tactical Business Group
- Prolific and Priority Offenders Tactical Business Group

The themed action groups meet quarterly to chart their progress. Each group will draw up an agreement or terms of reference to be used as a code of good practice. They will have to report progress on each action to the Cherwell Safer Communities Partnership. As actions are completed they will be refreshed or replaced. Each group is expected to work together to deliver the priorities set out in this plan.

The annual action plans will be developed within the Cherwell Safer Communities Partnership, and within the Action Groups.

A key part of the action plan is an emphasis on partnership working. We will continue to work with our colleagues to deliver the government's vision and fulfil our own promises to our local community. The action plans accompanying this document will continually evolve with shifts in emphasis or changing priorities throughout the life of this plan.



Links to other plans and strategies

23

Plan / Strategy	Details	Produced by
Cutting Crime a new partnership 2008-2011	The Governments latest strategy advising on best practice and the new priorities for cutting crime	Home Office
Delivering Safer Communities - A guide to effective Partnership	This is the completed report of the Home office review of crime and disorder reduction partnerships with statutory requirements and advice and guidance to practitioners.	Home Office
Thames Valley Police Annual Policing Plan	Annual policing Plan for Thames Valley Police	Thames Valley Police
National Alcohol Strategy		Home Office
Violent Crime Strategy		Home Office
Drugs Strategy		Home Office
Oxfordshire Sustainable Community Strategy	A long term strategy for Oxfordshire	Oxfordshire Partnership
Cherwell Community Plan 2006-2011	Cherwell's long term vision for improving the quality of life for those who live work and visit Cherwell	Cherwell Community Planning Partnership
Thames Valley Domestic Violence Strategy		
Oxfordshire Domestic Violence Strategy	Strategy for the Oxfordshire steering group to tackle domestic violence in Oxfordshire	
Cherwell District Council's Homelessness Strategy 2007-2011	Part of the commitment to drive down homelessness in Cherwell.	Cherwell District Council
Cherwell District Council's Homelessness Strategy	Addresses issues surrounding prolific Offenders and Domestic violence	Cherwell District Council
Oxfordshire Primary care Trusts Public Health Strategy 2007-2012	Promoting good health in Cherwell	Oxfordshire PCT
Public Service Agreements 2008-2011	Agreements setting out National priorities and targets	Home Office
Local Area Agreements 2008-2011	Locally agreed priorities and targets to achieve over the next three years.	Government Of South East

Cherwell

DISTRICT COUNCIL
NORTH OXFORDSHIRE



**OXFORDSHIRE
COUNTY COUNCIL**
SOCIAL & COMMUNITY SERVICES

www.oxfordshire.gov.uk



**THAMES VALLEY
POLICE**

Oxfordshire **NHS**
Primary Care Trust

This information is available in different formats:

Jeżeli chcieliby Państwo uzyskać informacje w innym języku lub w innym formacie, prosimy dać nam znać. 01295 227001

ਜੇ ਇਹ ਜਾਣਕਾਰੀ ਤੁਹਾਨੂੰ ਕਿਸੇ ਹੋਰ ਭਾਸ਼ਾ ਵਿਚ ਜਾਂ ਕਿਸੇ ਹੋਰ ਰੂਪ ਵਿਚ ਚਾਹੀਦੀ, ਤਾਂ ਇਹ ਸਾਥੋਂ ਮੰਗ ਲਓ। 01295 227001

如欲索取以另一語文印製或另一格式製作的資料，請與我們聯絡。01295 227001

اگر آپ کو معلومات کسی دیگر زبان یا دیگر شکل میں درکار ہوں تو براۓ مہربانی ہم سے پوچھئے۔
01295 227001

This document can be made available electronically or in alternative formats including Braille, audio tape and other languages on request. Write to Cherwell District Council, Bodicote House, Bodicote, Banbury, Oxon OX15 4AA, telephone 01295 221578 or textphone (minicom) 01295 221572.