
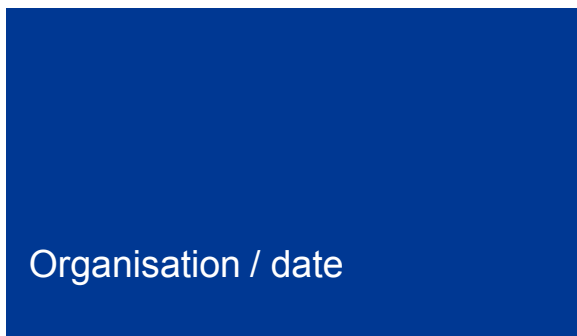

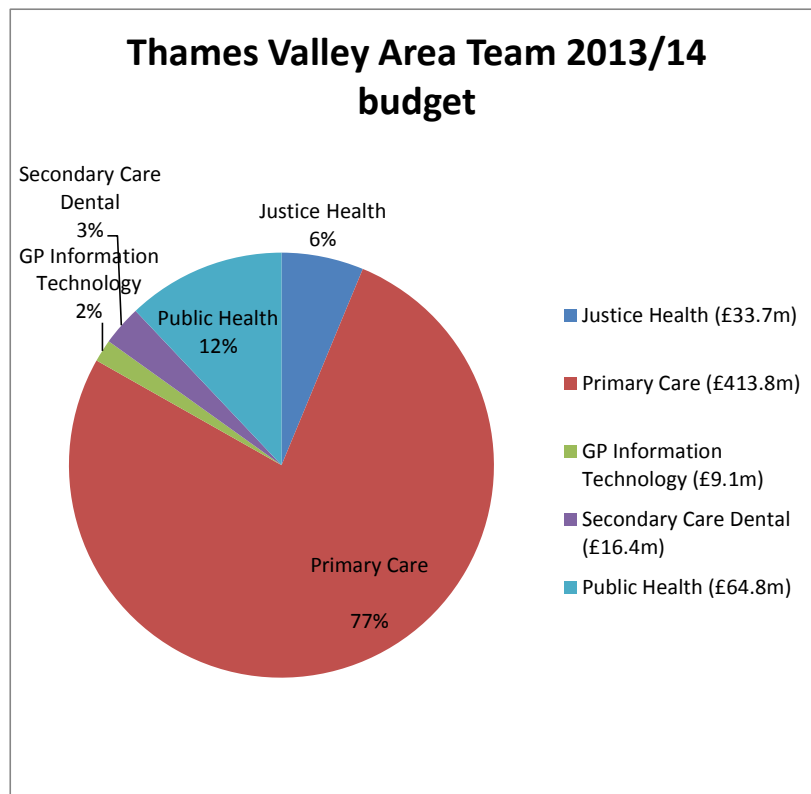


# Thames Valley Area Team

2013/14 Allocation



# Budget 2013/14



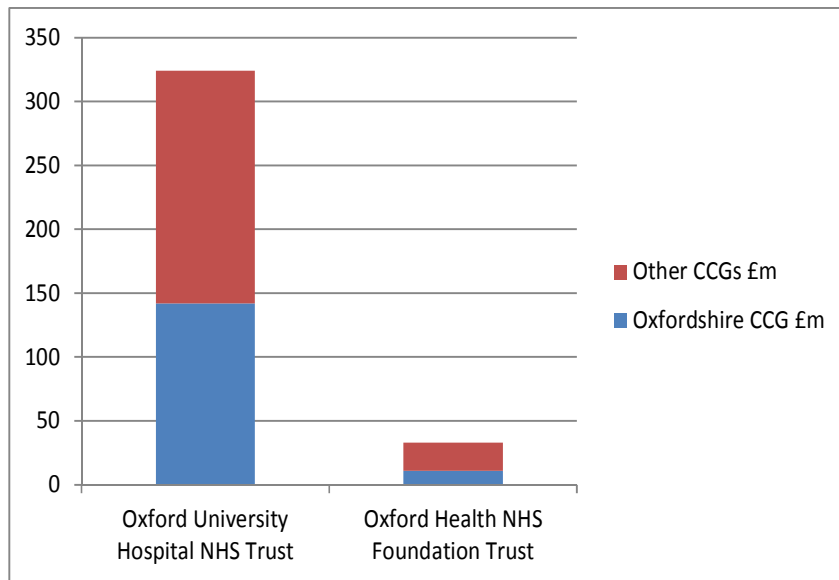
- NHS England allocation is not on a population basis rather for the Thames Valley Area (Berkshire, Buckinghamshire and Oxfordshire)
- Primary care includes £39.0m of patient charge income
- Justice Health includes Wessex Area Team

# Indicative budget 2013/14 for Oxfordshire

Indicative budget for Oxfordshire	
Justice Health	N/A
Primary Care	129.1
GP Information Technology	N/A
Secondary Care Dental	5.1
Public Health	20.2
	154.4

- This is an indicative budget for Primary Care. Secondary Care Dental and Public Health for Oxfordshire based on unweighted population data.
- Indicative budget for 2013/14 may differ from aggregation of Oxfordshire provider contracts
- GP Information Technology excluded as not provision of healthcare and Justice Health excluded as based on location of prisons.

## Specialised commissioning 2013/14 budget for Oxfordshire providers



- The value of specialised commissioning contracts for OUH and Oxford Health amounts to £357m. The split below for OCCG is an estimate.
- Of OUH contract of £324m some £142m is estimated to relate to OCCG.
- Of OH contract of £33m some £11m is estimated to relate to OCCG.
- Other specialist contracts may include sums for out of county treatment of Oxfordshire population.