

Oxfordshire Supporting People Commissioning Body – 26 March 2010







Summary of National Indicators Oxfordshire Supporting People Quarter 1 2009-10 (April to June 2009)

Client Group	NI 142 Score			NI 141 Score		
Learning Disabilities	99.8%		↑	N/A		
Older People	99.2%		↓	N/A		
Frail Elderly	96.6%		↔	N/A		
Homeless People	N/A			54.3%		↑
Generic Services	97.1%		↑	N/A		
Mental Health	98.6%		↑	100.0%		↑
Young People	100.0%		↑	65.6%		↓
Teenage Parents	N/A			100.0%		↔
Domestic Violence	95.8%		↓	88.9%		↑
Drug Problems	N/A			75.0%		↑
Offenders	N/A			No depart		
Physical Disabilities	90.3%		↓	No depart		
All Client Groups	98.9%		↑	60.6%		↑

NI 142 = Number of people supported to maintain independent living (long term and floating support services)

NI 141 = Number of people achieving independent living (short term, accommodation based services)

Key of Symbols used

	<u>Above both</u> national and regional scores
	Below <u>one</u> of the national or regional scores
	<u>Below both</u> national and regional scores
	Higher score than last quarter
	Similar score to last quarter
	Lower score than last quarter

N/A = No services of the relevant type for this client group

No auth = No current authorised contracts for client group at time of data extract so data not included in the government National Indicator scores for this quarter

No depart = No departures from any services for the relevant client group for this quarter (services open at the end of the quarter)

CLG Data return 09/12/2009